

BOOK 4

Field Archery

Rules

This edition contains all laws and bylaws approved by Congress through 31 July 2009 and the bylaws in effect on the 1 April 2010. There may be additional bylaws and interpretations after this date as well as amendments to the bylaws which may affect this edition. Please check the FITA website (www.archery.org) for a listing of all new bylaws, bylaw amendments and interpretations which may be in force.

This version supersedes all previous versions.

CHAPTER 9**FIELD ARCHERY ROUNDS**

(Details concerning the organisation of Field championships will be found in the Organiser's Manual)

9.1 RANGE LAYOUT

9.1.1 The field course will be arranged so that the shooting positions and the targets can be reached without undue difficulty, hazard or waste of time. Field courses should be as condensed as possible.

9.1.1.1 *The walking distance from the central (assembly) area to the furthest target should be no more than 1km or 15 minutes normal walking (when taking the groups out or bringing spare equipment).*

9.1.1.2 *The course makers must prepare safe paths for judges, medical personnel and allow for transportation of equipment round the course(s) while shooting is in progress.*

9.1.1.3 *The course(s) should not be positioned higher than 1800m above sea level and the maximum difference between the highest and the lowest point in a course should not be more than 100m.*

9.1.1.4 *The targets as described in Book 1, article 4.5.3 will be laid out in such order as to allow maximum variety and best use of the terrain. In the Finals Round two buttresses will be placed side by side at each target to which a 60cm or 80cm target face is affixed. Athletes will shoot in rotation as described in article 9.5.1.3.*

9.1.1.5 *At all targets, one shooting peg or mark for each division will be placed in such a way as to allow at least two athletes to shoot at the same time from either side of the shooting peg.*

9.1.1.6 *All shooting pegs must be marked with the distance when marked distances are to be shot. The shooting pegs will have different colours, corresponding to each division as follows:*

- *Blue for the Bare Bow, Cadets Recurve and Cadets Compound Divisions;*
- *Red for the Recurve and Compound Division;*
- *Yellow for the Cadets Bare Bow Division.*

9.1.1.7 *The tolerance on the distance from shooting peg to target will not exceed ± 25 cm on distances of 15m or less, and will not exceed ± 1 m on distances between 15-60m. However, the distances given in tables 4.5.3.8 to 4.5.3.10 may be adjusted by ± 2 m. The correct distance will be marked on the shooting peg. The distance should be measured in the air approximately 1.5-*

2m above the ground. All kinds of measuring equipment can be used as long as it satisfies the tolerances.

- 9.1.1.8 *The buttresses will provide for a margin of at least 5cm outside the lowest scoring zone(s) of the face(s) placed upon it. At no point may any target face be less than 15cm from the ground. In all instances, regardless of the terrain, the buttress should be placed reasonably perpendicular to the athlete's line of sight from the shooting peg in order to present the target face's full picture (Book 4, Appendix 1).*
- 9.1.1.9 *All targets will be numbered in succession. The numbers will be no less than 20cm tall and will be black on yellow or yellow on black and will be placed 5-10m before reaching the shooting pegs for that target.*
- 9.1.1.10 *The target numbers will also function as the waiting area for the athletes of the group(s) waiting for their turn to shoot. The other members of the group shooting can be forward of the number board to assist with shading as necessary. From the waiting area it should be possible to see if anybody is standing at the peg.*
- 9.1.1.11 *Faces will not be placed over any larger face, nor will there be any marks on the buttress or foreground that could be used as points of aim.*
- 9.1.1.12 *Clearly visible direction signs indicating the route from target to target must be placed at adequate intervals to ensure safe and easy movement along the course.*
- 9.1.1.13 *Suitable barriers will be placed around the course, wherever necessary, to keep spectators at a safe distance while still giving them the best possible view of the competition. Only those persons having the proper accreditation will be allowed on the course inside of the barriers.*
- 9.1.1.14 *The assembly area should contain:*
- *A communication device (system) allowing contact with the chairperson of the Tournament Judge Commission and the Organisers' headquarters;*
 - *Adequate shelter for Team Officials;*
 - *Separate shelter for the Jury of Appeal and the chairperson of the judge Commission;*
 - *Guarded shelter for the Athletes gear and spare equipment;*
 - *On the days of the tournament some practice targets or warm-up targets must be set up near the Assembly Point(s) for the athletes;*
 - *Refreshment facilities;*
 - *Toilets.*
- 9.1.1.15 *The distance between targets and the safety aspect shall be in accordance with the Organisers' Manual.*
- 9.1.1.16 *The course(s) must be completed and ready for inspection no later than 16h before the shooting starts. At World*

Championships they must be ready no later than the morning of two days before the shooting starts, except for modified courses.

9.2 VENUE EQUIPMENT

9.2.1 The Field Face.

For the unmarked and marked courses the following faces with four diameters will be used:

- The 80cm face;
- The 60cm face;
- The 40cm face;
- The 20cm face.

Only those faces produced by a manufacturer licensed by FITA will be used at FITA competitions.

9.2.1.1 Description.

The face consists of a yellow centre spot and four equal scoring zones.

The background of the face will be white. The yellow zone is divided into two scoring zones. The inner ring is scored as 6 the outer yellow zone as 5. The two zones will be divided by a black line of maximum 1mm in width. The rest of the face will be black. The four scoring zones will be divided by white lines of maximum 1mm in width. Any dividing lines will be in the higher scoring zones. In the centre of the spot there will be a fine lined X.

Drawing of the Field face see Appendix 1.

9.2.1.2 Scoring Values, Colour Specifications and Tolerances.

<i>Colour of zones</i>	<i>Scoring zones</i>	<i>Diameter of faces and of scoring zones in cm</i>				<i>Tolerances in mm ±</i>
		<i>20</i>	<i>40</i>	<i>60</i>	<i>80</i>	
<i>Yellow</i>	<i>6</i>	<i>2</i>	<i>4</i>	<i>6</i>	<i>8</i>	<i>1</i>
<i>Yellow</i>	<i>5</i>	<i>4</i>	<i>8</i>	<i>12</i>	<i>16</i>	<i>1</i>
<i>Black</i>	<i>4</i>	<i>8</i>	<i>16</i>	<i>24</i>	<i>32</i>	<i>1</i>
<i>Black</i>	<i>3</i>	<i>12</i>	<i>24</i>	<i>36</i>	<i>48</i>	<i>3</i>
<i>Black</i>	<i>2</i>	<i>16</i>	<i>32</i>	<i>48</i>	<i>64</i>	<i>3</i>
<i>Black</i>	<i>1</i>	<i>20</i>	<i>40</i>	<i>60</i>	<i>80</i>	<i>3</i>

9.2.1.3 Target set-up.

40cm faces will be placed 4 per buttress in the form of a square.

20cm faces will be 12 per buttress in four vertical columns of three (see Appendix 1).

60cm faces: On marked rounds a double 60cm target face setup is recommended and their centres will form a horizontal line.

9.2.1.4 *The Field Hit/Miss Target face (or knockdown face) consists of two zones: a hit zone and a miss zone.*

The hit-zone (spot) has a diameter of the larger yellow scoring zone according to the table in article 9.2.1.2.

The colour for the hit-zone (spot) is YELLOW (Pantone 107U).

The colour for the miss-zone is BLACK.

A hit will score 1 point.

9.3 ATHLETES' EQUIPMENT

This article lays down the type of equipment athletes are permitted to use when shooting in FITA competitions. It is the athlete's responsibility to use equipment which is in accordance with the rules. If in doubt the athlete will show this equipment to the judge(s) before using it in competition.

Any athlete found to be using equipment contravening FITA Rules may have his scores disqualified.

Described below are the general regulations that apply to all divisions followed by the special regulations that apply only to certain divisions.

9.3.1 Bows:

9.3.1.1 For Recurve and Bare Bow.

A bow of any type provided it subscribes to the accepted principle and meaning of the word 'bow' as used in target archery, that is, an instrument consisting of a handle (grip), riser (no shoot-through types are permitted) and two flexible limbs each ending in a tip with a string nock. The bow is braced for use by a single string attached directly between the two string nocks, and in operation is held in one hand by its handle (grip) while the fingers of the other hand draw, hold back and release the string.

9.3.1.1.1 *Multi-coloured bow risers, and trademarks located on the inside of the upper and lower limb are permitted.*

9.3.1.1.2 *Recurve: Risers including a brace are permitted provided the brace does not consistently touch the athlete's hand or wrist.*

9.3.1.2 Bare Bow and Longbow only.

The bow as described above must be bare, except for the arrow rest, and free from protrusions, sight marks, marks or blemishes or laminated pieces (within the bow window area) which could be of use in aiming. The un-braced Bare Bow complete with permitted accessories must be capable of passing through a hole or ring of 12.2cm inside diameter \pm 0.5mm.

9.3.1.3 Compound.

A Compound Bow, (may be of a shoot-through type) is where the draw is mechanically varied by a system of pulleys or cams. The bow is braced for use by bowstring(s) attached directly to the cams, string nocks of the bow limbs, cables or by other means as may be applicable to the design.

9.3.1.3.1 *The peak draw weight must not exceed 60lbs.*

9.3.1.3.2 *Cable guards are permitted.*

9.3.1.3.3 *A brace or split cables are permitted, provided they do not consistently touch the athlete's hand, wrist or bow arm.*

9.3.1.4 Longbow.

The bow will correspond to the traditional form of a long bow which means that when strung the string may not touch any other part of the bow but the string nocks. The bow may be made from any type of material or combination of material. The shape of the grip and the limbs are not restricted. Center shot is allowed.

9.3.1.4.1 *For Juniors and Women the bow will not be less than 150cm in length, for Men the bow will be not less than 160cm in length – this length being measured between the string nocks.*

9.3.1.5 For the Instinctive Bow, see Book 5, article 11.10.3.2.

9.3.2 Bowstring.

A bowstring of any number of strands.

9.3.2.1 *All divisions:*

The string strands may be of different colours and of the material chosen for the purpose. The string may have a centre serving to accommodate the drawing fingers, a nocking point to which may be added serving(s) to fit the arrow nock as necessary, and to locate this point, one or two nock locators may be positioned, and at each end of the bowstring a loop to be placed in the string nocks of the bow when braced.

9.3.2.2 *Recurve:*

The serving on the string must not end within the athlete's vision at full draw. The bowstring must not in any way assist aiming through the use of a peephole, marking, or any other means. One attachment on the string to serve as a lip or nose mark is permitted.

9.3.2.3 *Bare Bow and Longbow:*

The serving on the string must not end within the athlete's vision at full draw. The bowstring must not in any way assist aiming through the use of a peephole, marking, or any other means. No lip or nose mark is permitted.

9.3.2.4 *Compound :*

Attachments on the string are permitted to serve as a lip or nose mark, a peep-hole, a peep-hole 'hold-in-line' device, loop bowstring, etc. There are no limitations to the centre serving for this division.

BOOK 4

FITA CONSTITUTION AND RULES

9.3.3 Arrow rest.

9.3.3.1 Recurve and Bare Bow:

An arrow rest, which can be adjustable, a moveable Pressure Button, Pressure Point or Arrow plate may be used on the bow provided they are not electric or electronic and do not offer any additional aid in aiming.

- *Recurve: The pressure point may not be placed any further back than 4cm (inside) from the throat of the handle (pivot point) of the bow;*
- *Bare Bow: The pressure point may not be placed any further back than 2cm (inside) from the throat of the handle (pivot point) of the bow.*

9.3.3.2 Longbow:

If the bow has an arrow shelf that shelf may be used as an arrow rest. It may be covered with any type of soft material. No other types of arrow rests are allowed.

9.3.3.3 Compound :

The pressure point may not be placed any further back than 6cm (inside) from the throat of the handle (pivot point) of the bow.

9.3.4 Draw check indicator.

9.3.4.1 Recurve and Compound:

A draw check indicator, audible or visual, may be used provided it is not electric or electronic.

9.3.4.2 Bare Bow and Longbow.

No draw check device is permitted.

9.3.5 Bow sight.

9.3.5.1 Recurve:

A bow sight for aiming is permitted, but at no time may more than one such device be mounted on the bow.

9.3.5.1.1 *It must not incorporate a prism or lens or any other magnifying device, levelling or electric or electronic devices nor will it provide for more than one sighting point.*

9.3.5.1.2 *The overall length of the sight (tunnel, tube, sighting pin or other similar extended component) will not exceed 2cm in the line of vision of the athlete.*

9.3.5.1.3 *A sight attached to the bow for the purpose of aiming which may allow for windage adjustment as well as elevation setting. It is subject to the following provisions:*

- *A bow sight extension is permitted;*
- *A plate or tape with distance markings may be mounted on the bow as a guide for sighting, but must not in any way offer any additional aid;*

- *The sight point may be a fibre optic sight pin. The total length of the fibre optic pin may exceed 2cm, provided that one end is attached outside the athlete's line of vision at full draw, while the part within the athlete's line of vision does not exceed 2cm in a straight line before bending. It can only provide one illuminated aiming spot at full draw;*
- *On unmarked rounds no part of the sight may be modified for the purpose of having means for range finding.*

9.3.5.2 Bare Bow and longbow.

No sight or sight mark(s) on the bow that help aiming are allowed;

For Bare Bow face and string walking is permitted.

9.3.5.3 Compound.

Any type of sight may be used

9.3.5.3.1 *Provided:*

- *it is not electric or electronic and;*
- *it does not include any additional means for range finding when used on the unmarked field rounds;*
- *The sight point may be a fibre optic sight pin or a chemical glowstick. The glowstick will be encased so as not to disturb other athletes and to provide only one sight point.*

9.3.5.3.2 *Multiple sight pins are not acceptable for marked rounds.*

9.3.6.1 Recurve and Compound.

Stabilisers and torque flight compensators on the bow are permitted

9.3.6.1.1 *Provided they do not:*

- *Serve as a string guide;*
- *Touch anything but the bow;*
- *Represent any danger or obstacle to other athletes at the shooting peg.*

9.3.6.2 Bare Bow.

No stabilisers are permitted.

9.3.6.2.1 *Torque flight compensators fitted as part of the bow are permitted provided that they do not also have stabilisers.*

9.3.6.2.2 *Weight(s) may be added to the lower part of the riser. All weights, regardless of shape, must mount directly to the riser without rods, extensions, angular mounting connections or shock-absorbing devices.*

9.3.6.2.3 *The unstrung bow complete with permitted accessories must be able to pass through a hole or ring of 12.2cm inside diameter $\pm 0.5mm$.*

9.3.6.3 Longbow.

No weights, stabilisers or torque flight compensators are allowed.

BOOK 4

FITA CONSTITUTION AND RULES

9.3.7 Arrows.

9.3.7.1 Recurve, Bare Bow and Compound.

Arrows of any type may be used provided they subscribe to the accepted principle and meaning of the word 'arrow' as used in target archery, and that such arrows do not cause undue damage to target faces or buttresses.

9.3.7.1.1 The maximum diameter of an arrow shaft will not exceed 9.3mm, the point for these arrows may have a maximum diameter of 9.4mm. An arrow consists of a shaft with head (point), nock, fletching and, if desired, cresting. All arrows of every athlete will be marked with the athlete's name or initials on the shaft, and all arrows used at any one end will carry the same pattern and colour(s) of fletching, nocks and cresting, if any.

9.3.7.2 Longbow.

Only wooden shafts are allowed.

9.3.7.2.1 The following restrictions apply:

- *The points will be the field type or bullet, conical or cone shaped meant for wooden arrows;*
- *Only natural feathers will be used as fletching.*

9.3.8 Finger and Hand Protection.

9.3.8.1 All divisions.

Finger protection in the form of finger stalls or tips, gloves, or shooting tab or tape (plaster) to draw, hold back and release the string is permitted.

9.3.8.1.1 The following equipment is permitted:

- *A separator between the fingers to prevent pinching the arrow;*
- *On the bow hand an ordinary glove, mitten or similar item may be worn but must not be attached to the grip of the bow.*

9.3.8.2 Recurve and Bare Bow.

9.3.8.2.1 The following equipment is permitted:

- *An anchor plate or similar device attached to the finger protection (tab) for the purpose of anchoring.*

9.3.8.2.2 For Bare Bow the stitching on the tabs shall be uniform in colour, marks or lines shall be uniform in size, shape and colour. Additional memoranda and markings are not permitted

9.3.8.3 Compound.

9.3.8.3.1 The following equipment is permitted:

- *A mechanical release aid, provided it is not electronic or electric.*

9.3.8.4 Recurve, Bare Bow and Longbow.

9.3.8.4.1 The following restrictions apply:

- *Finger protection must not incorporate any device to hold, draw and release the string.*

9.3.8.5 Longbow.

In addition to what is allowed for all divisions, thumb rings are allowed – provided they do not incorporate any device to hold, draw and release the string. When shooting one finger must touch the nock of the arrow.

9.3.8.5.1 *The following restrictions apply:*

- *An anchor plate or similar device attached to the finger protection (tab) for the purpose of anchoring is not permitted.*

9.3.9 Scopes, spectacles, field glasses / binoculars.**9.3.9.1 All divisions:**

Field glasses, telescopes and other optical aids may be used for spotting arrows.

9.3.9.1.1 *Provided they do not represent any obstacle to other athletes at the shooting peg.*

9.3.9.1.2 *Prescription spectacles, shooting spectacles and sunglasses may be used.*

9.3.9.1.3 *None of these may be fitted with micro hole in lenses, or similar devices, nor may they be marked in any way that can assist in aiming.*

9.3.9.1.4 *The spectacle glass of the non-sighting eye may be fully covered or taped, or an eye patch may be used.*

On the unmarked Field, Forest and 3D Rounds none of the above is permitted to have any kind of range finding device or equipment (e.g. scales) incorporated or attached.

9.3.10 Accessories.**9.3.10.1 All divisions:**

9.3.10.1.1 *The following accessories are permitted, such as:*

- *Bracers (arm guards), dress shield, bow sling, belt or ground quiver and tassel. Foot markers may not protrude more than 1cm from the ground. Also permitted are limb savers, lightweight string material on the bow or stabilizer as a wind indicator.*

9.3.10.2 Compound Division.

All types of additional devices are permitted, unless they are electric or electronic or are prohibited under article 9.3.

9.3.11 For athletes of all divisions the following equipment is not permitted:

9.3.11.1 Any electronic communication device, or headsets in front of the waiting line on the practice field, and at any time on the course.

9.3.11.2 On unmarked rounds any type of range finders or any other means of estimating distances or angles not covered by the current rules regarding athletes' equipment.

BOOK 4

FITA CONSTITUTION AND RULES

- 9.3.11.3 Any part of an athlete's equipment that has been added or modified to serve the purpose of estimating distances or angles, nor may any regular piece of equipment be used explicitly for that purpose.
- 9.3.11.4 Any written memoranda or electronic storage device that may be used for calculating angles, and distances apart from notes of the athlete's normal sight marks, the recording of the present personal scores or any part of the FITA Rules.

9.4 SHOOTING

- 9.4.1 Each athlete will stand or kneel at the shooting peg without compromising safety.
- 9.4.1.1 *The athlete can stand or kneel up to approximately 1m in any direction beside or behind the shooting peg, taking into consideration the condition of the terrain. In exceptional circumstances a judge may give permission to shoot from outside the defined area.*
- 9.4.1.2 *Every shooting position will have a shooting peg or mark to accommodate at least two athletes.*
- 9.4.1.3 *The Organisers will assign the target at which each group will start shooting.*
- 9.4.2 Athletes within a group waiting for their turn to shoot will wait well back behind the athletes in shooting position.
- 9.4.2.1 *Unless they assist the athletes at the shooting peg with shading.*
- 9.4.3 No athlete may approach the target until all athletes of the group have finished shooting, unless given permission by a judge.
- 9.4.4 Under no circumstances may an arrow be re-shot.
- An arrow may be considered to have not been shot if:*
- 9.4.4.1 *The athlete can touch it with his bow without moving his feet from their position in relation to the shooting line, and provided the arrow has not rebounded.*
- 9.4.4.2 *The target face or buttress falls over (in spite of having been fixed to the satisfaction of the judges). The judges will take whatever measures they deem necessary, and compensate adequate time for shooting the relevant number of arrows. If the buttress only slides down it will be left to the judges to decide what action to take, if any.*
- 9.4.5 No athlete may relate the target distances to anybody on unmarked courses during the tournament.

9.5 ORDER OF SHOOTING AND TIMING CONTROL

- 9.5.1 Athletes will shoot in groups of no more than four, but never less than three. Groups should be of even numbers as far as possible.
- 9.5.1.1 *Should the number of athletes exceed the normal capacity of the course, additional groups will be formed and placed in the field as is convenient.*
- 9.5.1.2 *Athletes will wear ~~back~~ athlete's numbers fully visible, and be allocated targets and shooting positions according to their order of draw and subsequent placement from the top to the bottom on the start list.*
- 9.5.1.3 *Each group will shoot in pairs, rotating as follows:*
- ~~• In a group of four the two athletes with the lowest back numbers will shoot together as the first pair and the other two athletes assigned to that target will form the second pair;~~
 - *The Organising Committee will assign shooting positions, or the athletes will arrange this by mutual agreement;*
 - ~~• The athlete with the lower back number of each pair will shoot from the left side of the shooting peg, the other athlete from the right side of the shooting peg;~~
 - *The first pair (with lowest ~~back~~ athlete's number(s)) will start the shooting on the first target assigned to the group;*
 - *The other pair will start shooting at the next target. The pairs will rotate shooting at all subsequent targets throughout the competition;*
 - *If all athletes of the group agree they may change the above arrangement, pairing or shooting position ~~before the beginning of the competition but that arrangement will remain unchanged for the entire day or Round;~~*
 - *If there are three athletes in a group the first two athletes on the start list (lowest ~~back~~ athlete's numbers) will form the first pair, the third athlete will be considered to be the second pair concerning rotation. He will always shoot from the left side of the shooting peg;*
~~Following bullet 5 of this article this arrangement may be changed by mutual agreement before the beginning of the shooting. That change will be final throughout that Round;~~
 - *Should there be sufficient room at a shooting peg, all athletes in the group may shoot at the same time.*
- 9.5.1.4 *Shooting at the blocks of 40cm faces: The four faces will be placed in the form of a square. Of the pair of athletes whose turn is to shoot first, the athlete on the left will shoot at the top left hand face, while the athlete on the right will shoot at the top right hand face. Of the pair of athletes whose turn is to shoot second, the athlete on the left will shoot at the lower left hand face, while the athlete on the right will shoot at the lower right hand face.*

- 9.5.1.5 *Shooting at the blocks of 20cm faces: Of the pair of athletes whose turn it is to shoot first, the athlete on the left will shoot at the faces in column 1, while the athlete on the right will shoot at the faces in column 3. Of the pair of athletes whose turn it is to shoot second, the athlete on the left will shoot at the faces in column 2, while the athlete on the right will shoot at the faces in column 4. Each athlete will shoot his arrows in any order, one at each face.*
- 9.5.1.6 *Groups will be assigned to start simultaneously from various targets and will complete the round at the target before the one at which they started. In the Finals Round all groups start in succession from the same target. Additional groups assigned to a target will wait until the primary group on that target has shot and scored their arrows before proceeding.*
- 9.5.1.7 *In case of equipment failure the order of shooting may be changed temporarily. In any event no more than 30 minutes will be allowed to repair any equipment failure. The other athletes in that group will shoot and score their arrows before allowing any following groups to shoot through. If the repair is completed within the time limit, the athlete in question may make up any arrows remaining to be shot on that target. If the repair is completed later, the athlete may rejoin his group but will lose the arrows his group has shot in the meantime.*
- 9.5.1.8 *In the event of an athlete being unable to continue shooting because of an unexpected medical problem occurring after the beginning of the shooting no more than 30 minutes will be allowed for medical personnel to determine the problem and decide on whether or not the athlete is fit to continue competing unassisted. The procedure is the same as for an equipment failure.*
- 9.5.1.9 *In Finals Rounds no extra time will be allowed for equipment failure or the treatment of unexpected medical problems. In the Team Event other members of the team may shoot in the meantime.*
- 9.5.1.10 *A broken bow may be replaced by a spare bow or a borrowed bow.*
- 9.5.1.11 *Athletes in a group may allow other groups to shoot through, provided the Organisers or the judges are notified about the change.*
- 9.5.1.12 *When an athlete, or a group of athletes, are causing undue delay for that group or for other groups during the Qualification and Elimination Rounds, the judge observing this will warn the athlete or group with a first written warning on the scorecard, after which he or a fellow judge may time the athlete, or group throughout the remainder of that round of the competition.*
- *In that case a time limit of three minutes per target will be allowed from the time the athlete takes his position at the*

shooting peg, which he must do as soon as possible after the shooting position becomes available:

- A judge, having observed an athlete exceed the time limit despite the above procedure, will caution him verbally and give a second written warning indicating the time and date of the warning;
- At the third and all subsequent warnings during that stage of the competition, the athlete will lose the highest scoring arrow at the target;
- The time limit may be extended in exceptional circumstances.

9.5.1.13 Time warnings will not be carried over from one stage of the competition to the next.

9.5.1.14 In the Finals Round, whenever a judge accompanies a group he will start and stop the shooting verbally (go for the start and stop when the three minutes have passed).

- The judge will show a yellow card as a warning when 30 seconds of the three minutes remain. No shooting will be allowed after the three minutes has passed and the judge has stopped the shooting when the three minutes have passed;
- If an athlete shoots an arrow after the judge has stopped the shooting, the athlete or team will lose the highest scoring arrow at the target.

9.5.1.15 In the team matches the judge will start the stopwatch when the first athlete of the team leaves the waiting position (at the target number) and the time limit will be three minutes.

9.5.1.16 If, for some reason, the shooting in team matches is stopped, then the judge will stop the watch for the team and restart it with the remaining time as soon as shooting can be resumed.

9.6 SCORING

9.6.1 Scoring will take place after all athletes in the group have shot their arrows.

9.6.1.1 Unless otherwise agreed in the group, the group member with the lowest ~~back~~ athlete's number will be the group leader and will be responsible for the conduct of the group. The two athletes with the second and third lowest ~~back~~ athlete's numbers will be the scorers and the fourth athlete will mark the arrow holes.

In a group of three the group leader will also mark the arrow holes.

The group of athletes will not leave the target before all holes in the scoring zone are marked.

9.6.1.2 Scorers will enter on the scorecard alongside the correct number of the target, and in descending order, the value of each arrow as called by the athlete to whom the arrows belong. Other

athletes in the group will check the value of each arrow called. A mistake on the scorecard discovered before the arrows are drawn may be corrected (see article 9.10.1).

9.6.1.3 *Scorers are to compare the scores before the arrows are drawn.*

9.6.1.4 *In the Finals Round of World Archery Field Championships a judge will accompany each group to control the scoring.*

9.6.1.5 *In the Finals Round a scorer for each group will carry a portable scoreboard displaying the updated scores of the athletes in that group.*

9.6.2 An arrow will be scored according to the position of the shaft on the target face. Should the shaft of an arrow touch two zones or a dividing line between scoring zones, that arrow will score the higher value of the zones affected.

9.6.2.1 *Neither the arrows nor the target face will be touched until all arrows on that target have been recorded and scores checked.*

9.6.2.2 *If two or more arrows are shot in the same 20cm target face, they will be considered as part of that end but only the arrow with the lowest value will score. The other arrow, or arrows, in the same face will score as a miss, or as misses.*

9.6.2.3 *If more than three arrows belonging to the same athlete should be found in the target or on the ground of the shooting lanes, only the three lowest in value will be scored. Should an athlete (or team) be found to repeat this, he (they) may be disqualified.*

9.6.2.4 *Should a fragment of a target face be missing, including a dividing line or where two colours meet, or if the dividing line is displaced by an arrow, then an imaginary circular line will be used for judging the value of any arrow that may hit such a part.*

9.6.2.5 *Arrows embedded in the buttress and not showing on the face can only be scored by a judge.*

9.6.2.6 *In case of a rebound or pass-through the scoring will take place as follows:*

- *If all of the athletes in that shooting group agree that a rebound or pass-through has occurred, they may also agree on the value of that arrow;*
- *If they cannot agree on the value of the arrow, the athlete will be awarded the value of the lowest unmarked arrow hole in the scoring zone.*

9.6.2.7 *An arrow hitting:*

9.6.2.7.1 *Another arrow in the nock and remaining embedded therein will score according to the value of the arrow struck.*

9.6.2.7.2 *Another arrow, and then hitting the target face after deflection, will score as it lies in the target.*

9.6.2.7.3 *Another arrow, and then rebounding, will score the value of the arrow struck, provided the damaged arrow can be identified.*

9.6.2.7.4 *A target face other than the athlete's own target face will be considered as part of that end and will score as a miss.*

9.6.2.7.5 *Outside the outermost scoring zone of the target face will score as a miss.*

9.6.2.8 *A miss shall be recorded as "M" in the scorecard.*

9.6.3 In the event of a tie in score, the ranking of the results will be determined in the following order:

9.6.3.1 For ties occurring in all Rounds, except for those ties as set out below in article 9.6.3.2:

- Individuals and Teams:
 - Greatest number of 5's and 6's;
 - Greatest number of 6's;
 - After this, athletes still tied will be declared equal; but for ranking purposes, i.e. for a position in the match play charts of the Finals Rounds, a disk toss will declare the position of those declared equal.

9.6.3.2 For ties regarding the entrance to the Elimination Rounds, the progress from one stage of the competition to the next or for deciding the Medal placements after a Finals Round there will be shoot-offs to break the ties (without considering the number of 5's and 6's):

9.6.3.2.1 *Individuals:*

- *A single arrow shoot-off for score (maximum of three shoot-offs);*
- *If there is still a tie in the third shoot-off, the arrow closest to the centre will resolve the tie; or*
- *Successive single arrow closest-to-the-centre shoot-offs, until the tie is resolved;*
- *the time limit for a shoot-off will be 1/3 of the applicable time limit (60 seconds).*

9.6.3.2.2 *Teams:*

- *An end of three arrows (one by each athlete) shoot-off for score (maximum of three shoot-offs);*
- *If the score is still tied in the third shoot-off, the team with the closest-to-the-centre arrow will win;*
- *If still tied the second (or third) closest-to-the-centre arrow will determine the winner;*
- *If necessary there will be successive three arrow (one arrow by each athlete) shoot-offs for score if necessary followed by closest-to-the-centre evaluation until the tie is resolved;*
- *The time limit for a Team shoot-off will be three minutes.*

9.6.3.2.3 *Shoot-offs will take place on a target at the maximum distance for the division in which there is a tie. The targets will be located close to the central point area. The Organisers may have a separate target for this purpose.*

9.6.3.2.4 *Shoot-offs will be shot as soon as it is practical after all scorecards for the division, within which the tie has occurred,*

have been recorded. Any athlete who cannot be present for the shoot-off within 30 minutes after he or his team captain has been notified, will be declared the loser. If the athlete and his Team Captain have left the field, in spite of the results not being officially verified, and thus cannot be notified of the shoot-off, the athlete will be declared the loser.

9.6.3.2.5 *In the event of a tie in the Semi-Finals, a shoot-off will take place on the last target shot. In the event of a tie in the Medal Finals, a shoot-off will take place on a target at the maximum distance for the division in which there is a tie. The targets will be located close to the central staging area. The Organisers may have a separate target for this purpose.*

9.6.4 Scorecards will be signed by the scorer and the athlete, denoting that the athlete agrees with the value of each arrow, the sum total (identical on both scorecards), the number of 5's and the number of 6's. The scorer's scorecard will be signed by another athlete of the same group but of a different Member Association. Should a discrepancy be found in the sum total, the sum total of the lowest arrow scores will become final.

The organisers are not obligated to accept or record scorecards that are submitted without signatures, the sum total, the number of 5's and the number of 6's.

9.6.5 At the end of the Tournament the Organising Committee must supply complete result lists to all participating teams.

9.7 SHOOTING CONTROL AND SAFETY

9.7.1 The chairperson of the Tournament Judge Commission will be in control of the tournament.

9.7.2 The chairperson of the Tournament Judge Commission will satisfy himself that safety precautions have been observed in the layout of the courses and arrange with the Organisers for any additional safety precautions he may find advisable before shooting commences.

9.7.2.1 *He addresses the athletes and officials on the safety precautions and any other matter concerning the shooting that he may judge to be necessary.*

9.7.2.2 *Should it become necessary to abandon a competition because of bad weather, loss of daylight or for reasons that would otherwise compromise the safety conditions of the courses, such a decision will be made by the collective decision of the head of the Organising Committee, the chairperson of the judges Commission and the Technical Delegate.*

9.7.2.3 *Should the competition have to be abandoned prior to the completion of the Qualification Round(s) the total score of the same targets shot by all athletes in a division will be used to determine the champions in that division.*

- 9.7.2.4 *Should the competition have to be abandoned at a later stage, the tournament will be modified to progress, according to the time remaining and conditions of the venues, to determine the winner(s).*
- 9.7.2.5 *In case of blinding sunshine, protective shade of a maximum size of A4 (or legal letter size, about 30 x 20cm) may be provided by the other members of the group or will be provided by the organiser. No shade is allowed for the match play rounds.*
- 9.7.2.6 *An acoustic sign to be heard throughout all the courses, will be given at the start of each competition day and will also be given when the competition has to be stopped.*
- 9.7.3 No athlete may touch the equipment of another without the latter's consent.
- 9.7.4 No smoking is allowed on the course.
- 9.7.5 When drawing back the string of his bow an athlete must not use any technique which, in the opinion of the judges, could allow the arrow, if accidentally released, to fly beyond a safety zone or safety arrangements (overshoot area, net, wall etc.). If an athlete persists in using such a technique, he will, in the interest of safety, be asked by the chairperson of the Tournament Judge Commission to stop shooting immediately and to leave the course.

9.8 CONSEQUENCES OF BREAKING RULES

Set out below is a summary of the penalties or sanctions applied to athletes when rules are broken or conditions are not fulfilled. Together with the consequences of such actions on athletes and officials.

- 9.8.1 Eligibility, disqualification.
- 9.8.1.1 Athletes are not eligible to compete in FITA events if they do not meet the requirements as laid down in Book 1, Chapter 2.
- 9.8.1.2 An athlete found guilty of breaking any of those rules may be eliminated from the competition and will lose any position he may have gained.
- 9.8.1.3 An athlete is not eligible to compete in World Championships if his Member Association does not meet the requirements as laid down in article 3.7.2.
- 9.8.1.4 An athlete found competing in a class set forth in article 4.2 the requirements of which he does not fulfil, will be eliminated from the competition and lose any position he may have gained.
- 9.8.1.5 An athlete found to have committed a violation of the Anti-Doping Rules laid down in Book 1, Appendix 5.
- 9.8.1.6 Any athlete found to be using equipment contravening FITA Rules may have his scores disqualified (article 9.3).
- 9.8.1.7 Athletes or teams repeatedly found shooting more arrows per end than allowed may have their scores disqualified (article 9.6.2.3).

BOOK 4

FITA CONSTITUTION AND RULES

- 9.8.1.8 An athlete proved to have broken any rules and regulations knowingly, may be ruled to be not eligible to participate in, and be disqualified from the competition and will lose any position he may have gained.
- 9.8.1.9 An athlete using any technique which, in the opinion of the judges, could allow the arrow, if accidentally released, fly beyond a safety zone or safety arrangements (overshoot area, net, wall etc.). If an athlete persists in using such a technique, he will, in the interest of safety, be asked by the chairperson of the Tournament Judge Commission to stop shooting immediately and to leave the course (article 9.7.5).
- 9.8.2 Losing the score of arrows.
- 9.8.2.1 *In the case of an equipment failure an athlete who is unable to repair his equipment within 30 minutes will lose the number of arrows still to be shot on that target and those arrows shot by his group after that time until he rejoins his group (article 9.5.1.7 and 9.5.1.8 in case of an unexpected medical problem).*
- 9.8.2.2 *A judge, timing an athlete and observing him exceed the three-minute time limit, at the third and all subsequent warnings during that stage of the competition, the athlete will lose the highest scoring arrow at the target (article 9.5.1.12).*
- 9.8.2.3 *In the Finals Round if an athlete shoots an arrow after the judge has stopped the shooting the athlete's or team's highest scoring arrow on that target will be lost.*
- 9.8.2.4 *If more than three arrows belonging to the same athlete should be found in the target or on the ground in the shooting lane, only the three lowest arrows will be scored (article 9.6.2.3).*
- 9.8.2.5 *If two or more arrows are shot into one 20cm target face all arrows shot will count as part of that end but only the lowest arrow will score (article 9.6.2.2).*
- 9.8.2.6 *An arrow not hitting a scoring zone or hitting a target face other than the athlete's own target face will be considered as part of that end and will score as a miss (articles 9.6.2.7.4/5).*
- 9.8.3 Warnings.
- Athletes who have been warned more than once and who continue breaking the following FITA Rules or who do not follow decisions and directives (which can be appealed) of the assigned judges will be treated according to article 9.8.1.8.
- 9.8.3.1 *No smoking is allowed on the course.*
- 9.8.3.2 *No athlete may touch the equipment of another without the latter's consent (article 9.7.3).*
- 9.8.3.3 *Those athletes belonging to a following group waiting for their turn to shoot, will remain in the waiting area until the athletes shooting have moved on and the shooting position is clear (article 9.1.1.11).*
- 9.8.3.4 *While shooting is in progress, only those athletes whose turn it is to shoot may approach the shooting position (article 9.4.2).*

- 9.8.3.5 *No athlete may approach the target until all athletes of the group have finished shooting (article 9.4.3).*
- 9.8.3.6 *Neither the arrows nor the target face may be touched until all the arrows on that target have been recorded (article 9.6.2.1).*
- 9.8.3.7 *When drawing back the string of his bow an athlete must not use any technique which, in the opinion of the judges, could allow the arrow, if accidentally released, fly beyond a safety zone or safety arrangements (overshoot area, net, wall etc.) (article 9.7.5).*

9.9. JUDGING

- 9.9.1 The judges' duties are to ensure that the tournament is shot according to the Constitution and Rules, and fairness to all athletes.
 - 9.9.1.1 *At least one judge for every four targets will be appointed. Their duties will be to:*
 - 9.9.1.2 *Check all distances and the correct layout of the courses; the dimensions of target faces and buttresses; that the faces are set at the correct height from the ground; that all buttresses are set at a suitable angle for the shot.*
 - 9.9.1.3 *Check all the necessary venue equipment.*
 - 9.9.1.4 *Check all athletes' equipment before the tournament (time to be stated on the tournament program) and at any time thereafter during the tournament.*
 - 9.9.1.5 *Control the conduct of the shooting.*
 - 9.9.1.6 *Control the conduct of the scoring.*
 - 9.9.1.7 *Verify the scoring in the Elimination and Finals Rounds.*
 - 9.9.1.8 *Consult with the chairperson of the Tournament Judge Commission on questions which arise regarding the shooting.*
 - 9.9.1.9 *Handle any disputes and appeals which may arise and, where appropriate, pass them on to the Jury of Appeal.*
 - 9.9.1.10 *In liaison with the chairperson of the Tournament Judge Commission and the chairperson of the Organising Committee interrupt the shooting if necessary, because of weather conditions, a serious accident, or such occurrences, but to ensure if at all possible, that each day's programme is completed on that day.*
 - 9.9.1.11 *Consider relevant complaints or requests from Team Captains and where applicable to take suitable action. Collective decisions will be made by a simple majority of votes. In case of a tie, the chairperson will have a tie-breaking vote.*
 - 9.9.1.12 *Deal with questions concerning the conduct of the shooting or the conduct of an athlete. These questions must be lodged with the judges without any undue delay and in any event must be*

BOOK 4

FITA CONSTITUTION AND RULES

lodged before the prize giving. The ruling of the judges or Jury of Appeal, as applicable, will be final.

- 9.9.1.13 *Control that athletes and officials conform to the Constitution and Rules as well as decisions and directives the judges may find necessary to make.*

9.10 QUESTIONS AND DISPUTES

9.10.1 Any athlete on the target will refer any questions about the value of an arrow in the target face, before the arrows are drawn, to:

- During the Qualification rounds to the competitors in the group. The majority opinion of the group will decide on the value – if there is split decision (50/50) the arrow will be given the higher value. That decision of the athletes is final;
- During the Elimination and Finals rounds, if the athletes cannot agree on the value of an arrow, a judge will be called to decide on the value of the arrow.

9.10.1.1 The decision of that judge will be final.

9.10.1.2 A mistake on a scorecard may be corrected before the arrows are drawn, provided that all the athletes on the target agree on the correction. The correction must be witnessed and initialled by all the athletes on the target. Any other disputes concerning entries on a scorecard must be referred to a judge.

9.10.1.3 Should it be discovered:

- *That the size of a target face has been changed during the competition;*
- *The position of a shooting peg has been moved after competing athletes have already shot the target;*
- *The target is or has become unshootable for certain athletes because of hanging branches etc.;*
- *That target will be eliminated for the purpose of score for all athletes of the division involved, should an appeal be upheld. If one or more target(s) is disqualified, the remaining number of targets will be considered a full round.*

9.10.1.4 Should range equipment be defective or a target face become unreasonably worn or otherwise damaged, an athlete or his Team Captain may appeal to the judges to have the defective item replaced or remedied.

9.10.2 Questions concerning the conduct of the shooting or the conduct of an athlete must be lodged with the judges before the next stage of the competition.

9.10.2.1 Questions regarding the daily-published results must be lodged with the judges without any undue delay, and in any event must be lodged in time to allow corrections to be made before the prize giving.

9.11 APPEALS

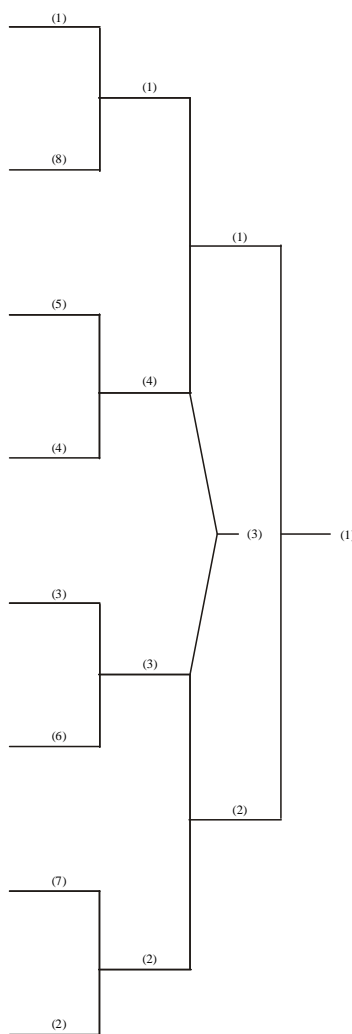
9.11.1 In the event of an athlete not being satisfied with a ruling given by the judges, he may, except as provided for in article 9.10.1 above, appeal to the Jury of Appeal according to article 3.13. Trophies or prizes which may be affected by a dispute will not be awarded until the Jury ruling has been given.

APPENDIX 1

1. COMPETITION – MATCH PLAY CHART

MATCH PLAY CHART TEAMS (Quarterfinals) (article 4.5.3.6)

MATCH PLAY CHART TEAMS AND INDIVIDUALS (Semi-finals and Finals)

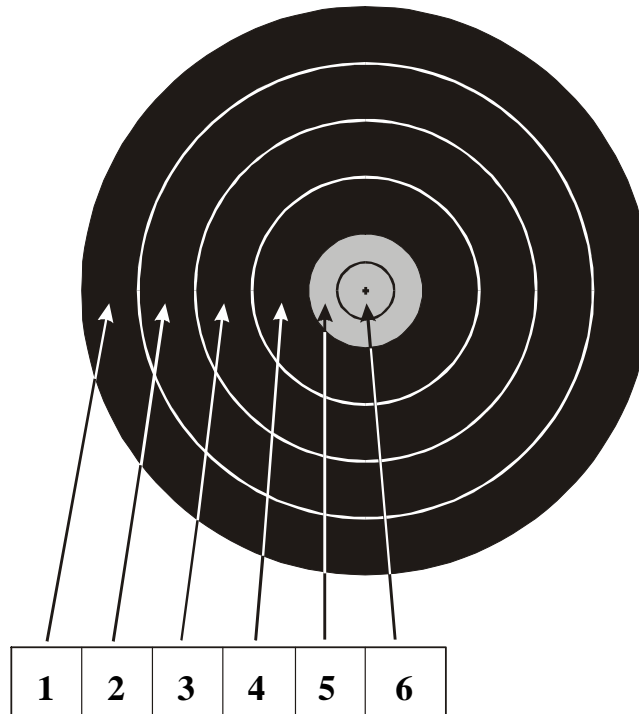


Quarter- Finals (teams only)	Semi- Finals (teams and individuals)	Finals
---------------------------------------	---	--------

2. VENUE EQUIPMENT – TARGET FACES

1. THE FITA FIELD FACE

Article 9.2.1.

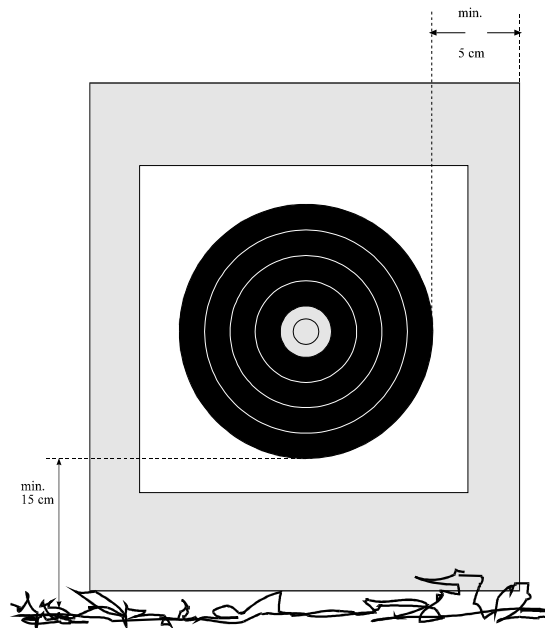


2. FIELD FACES (all faces see article 9.1.1.9)

80 and 60 cm faces

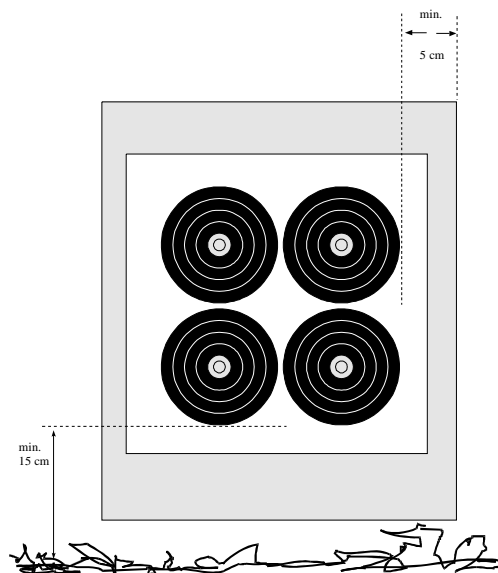
Correct set-up.

See article 9.2.1.3 for two 60cm faces.

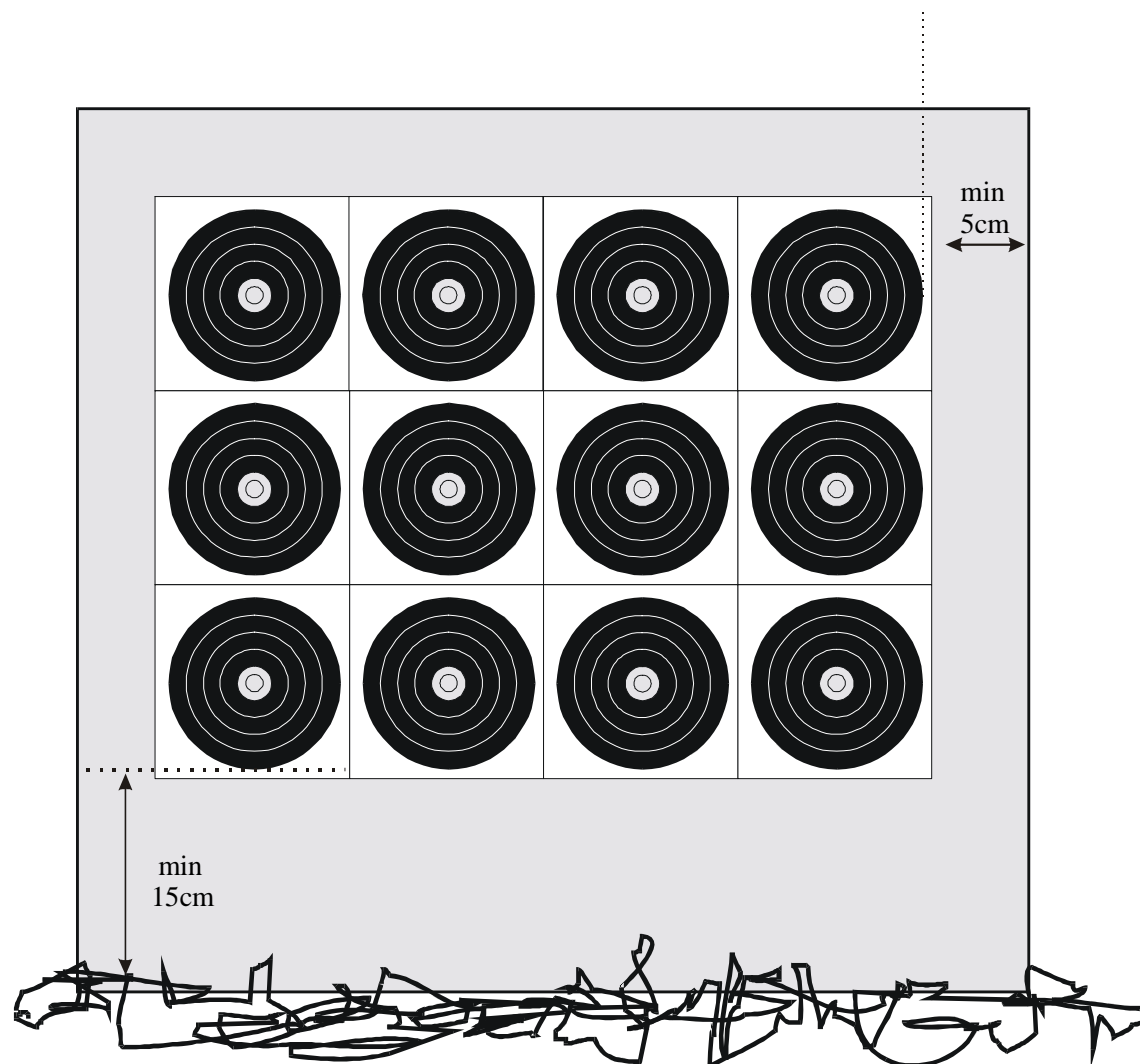


40cm faces - article 9.2.1.3.

Correct set-up.



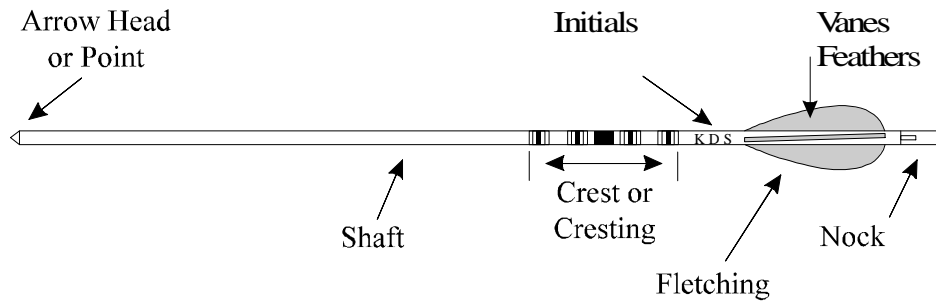
20cm faces - Article 9.2.1.3.
Correct set-up.



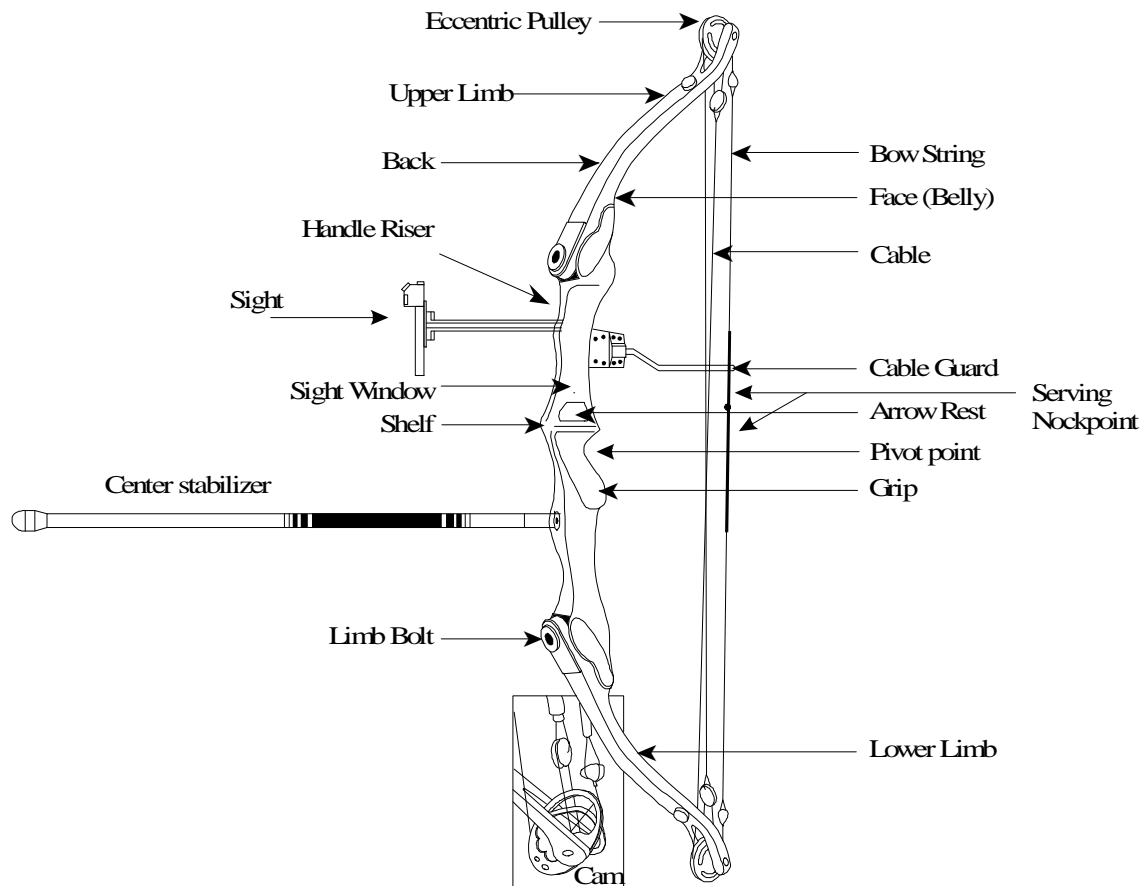
APPENDIX 2 BOOK 4

ATHLETES' EQUIPMENT

1. ARROW
article 9.3.7



2. COMPOUND BOW
Article 9.3.1.3 - 9.3.11.1-4



BOOK 4

FITA CONSTITUTION AND RULES

3. RECURVE BOW

article 9.3.1 - 9.3.11.1-4

